


# Wire Art

ll


Lara Altamimi





# What is Wire Art?

**Wire Art is a wire sculpture of a figure, piece of jewelry, or other decorative item that has been formed and shaped out of wire.**





**EXAMPLES**



# Supplies



01

## Wire

You must consider

- The type of metal
- The hardness level
- The gauge of the wire

02

## Pliers

The pliers do the job your fingers can't

03

## Wire Cutters

They are essential for cutting wires to the desired size and length



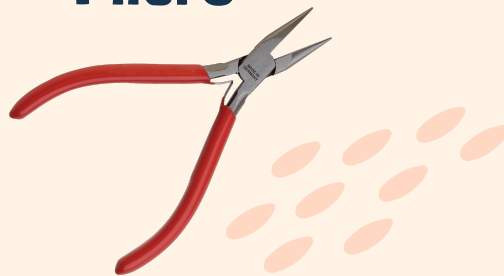
# Supplies



**Wire**




**Pliers**





**Wire Cutters**






# Inspiration





# Steps

how to make wire art?



# Steps




**Sketch**

**Start by sketching your idea on the sketchbook**



**Shape**

**Use the wire to go over the sketch and start to sculpture**




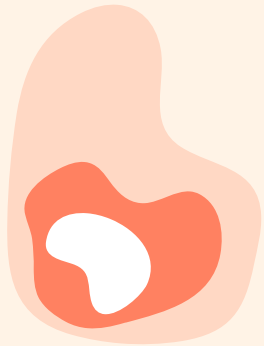

**Display**

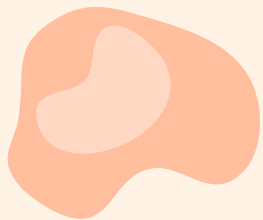
**Display your art piece on foam board or a piece of wood**





# Video





**FINAL RESULT**



**THANKS**

