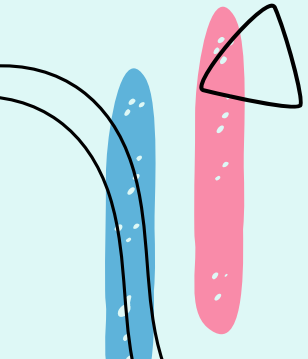



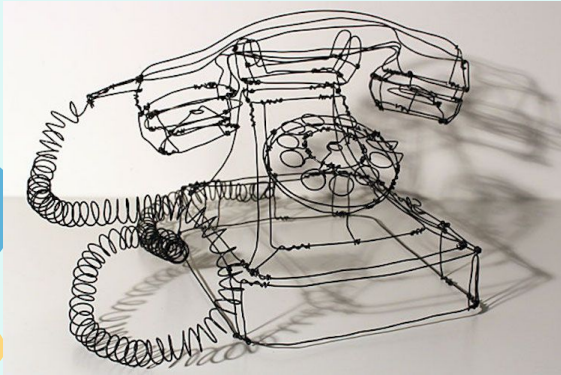
Wire Art

By Leen Alhejaili
8/C




What is Wire Art?

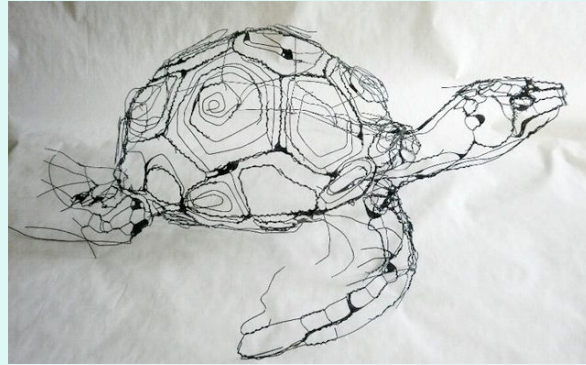
The idea of wire art is to use wires to recreate and represent the everyday objects in a new way. Instead of seeing the actual objects on a photograph, using wire can present a different perspective and a different visual representation.



Famous Wire Artists



Diane Komater




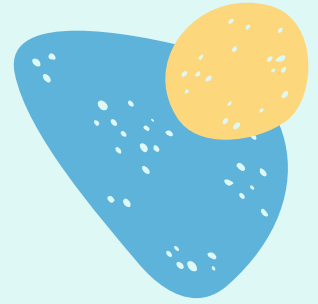
David Oliveira



Kendra Haste



Reference Picture



Materials

01

Wires

02


Pliers and wire cutters

To cut and shape the wire

03

Base

You can use wood, rocks, or clay, depending on your project




Steps




Choose a reference picture.



Get your materials



Print your reference picture.



Tape the wire to the printed picture.






Shape the wire.



Secure it on the base.



More Examples





**Thank you
for listening!**